




2023 - 2024 TEACHER SALARY SCHEDULE Permian Basin Region

Years of Experience	Salary
0	\$62,000
1	\$62,500
2	\$63,000
3	\$63,500
4	\$64,000
5	\$64,500
6	\$65,000
7	\$65,500
8	\$66,000
9	\$66,500
10	\$67,000
11	\$67,500
12	\$68,000
13	\$68,500
14	\$69,000
15	\$69,500
16	\$70,000
17	\$70,500

Years of Experience	Salary
18	\$71,500
19	\$72,500
20	\$73,500
21	\$74,500
22	\$75,500
23	\$76,500
24	\$77,500
25	\$78,000
26	\$78,500
27	\$79,000
28	\$80,000
29	\$81,000
30	\$82,000
31	\$83,000
32	\$84,000
33	\$85,000
34	\$86,000
35	\$87,000

Common additional compensation but not limited to the following:




TEACHER CAREER PATHWAY

Pay Potential

Level 3
IDEA Teacher
\$500 - \$1.5K


Level 4
IDEA Teacher
\$1k- \$3K

Level 5
IDEA Teacher
\$3.3k- \$10K *



APPLICATION APPROVED

Final System designation approved.



Additional Performance and Stipend Pay

opportunities based on annual board approved plan. **

Salaries are subject to change upon notice.

*Based on teacher placement on TCP, highest amount earned based on master teacher designation for three consecutive years.

**Performance Pay paid the following school year based on nominal duties that lead to previous year results

